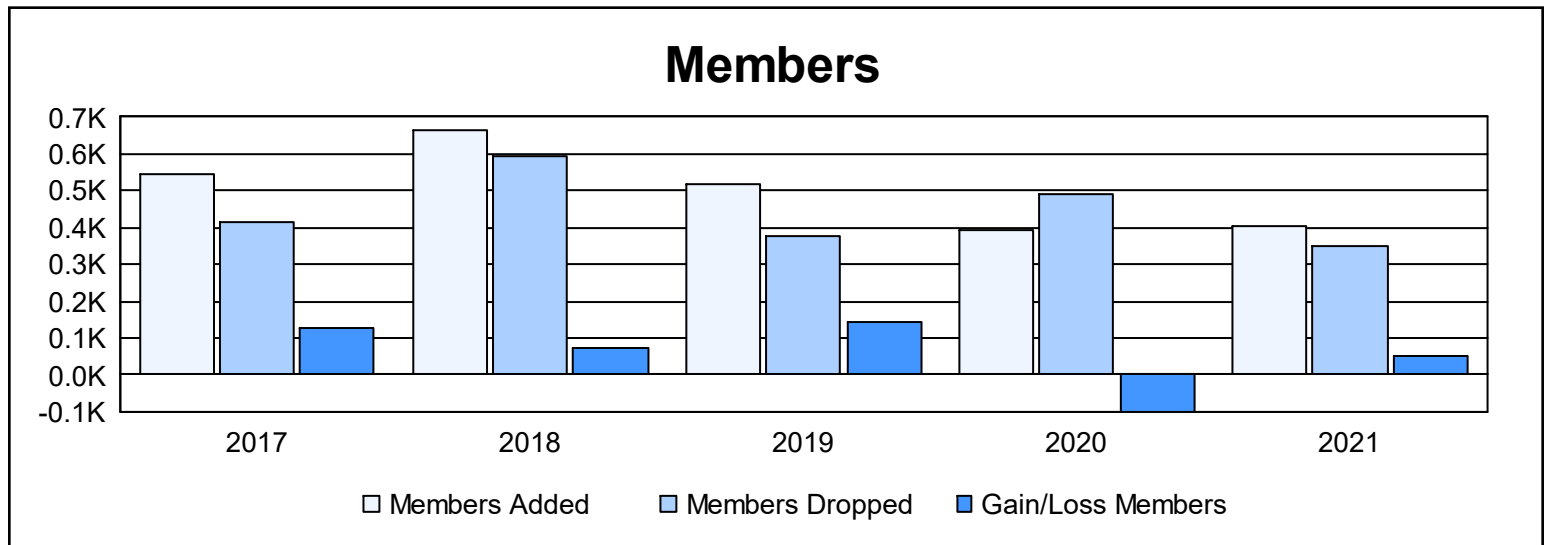
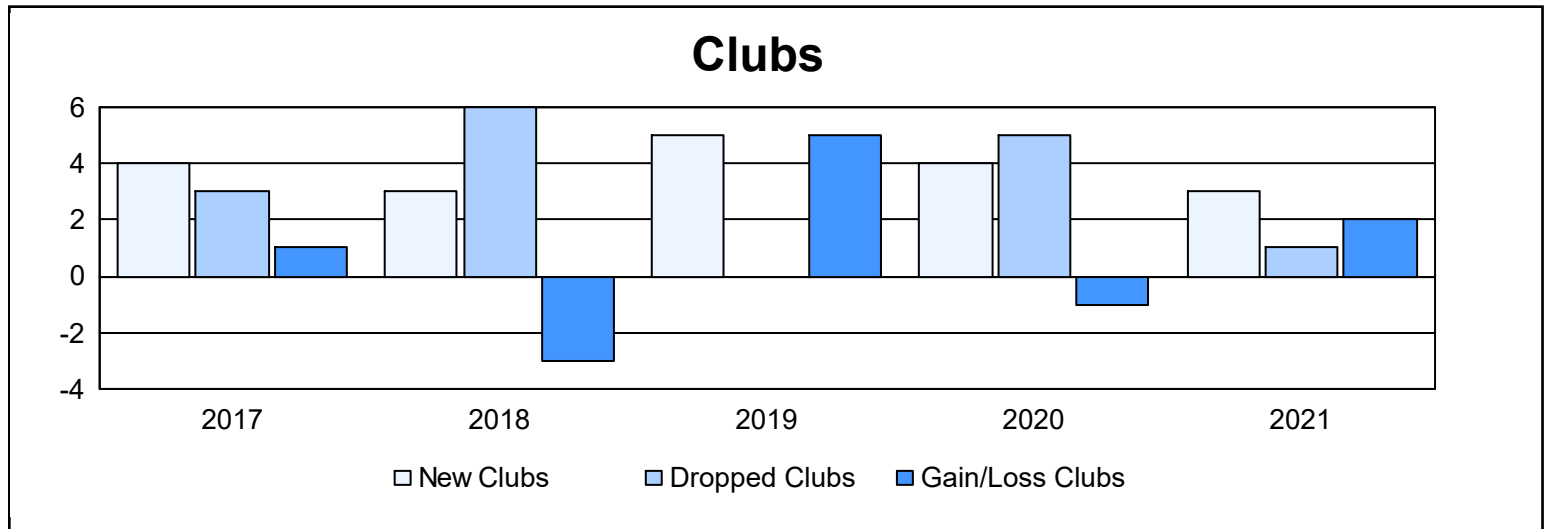
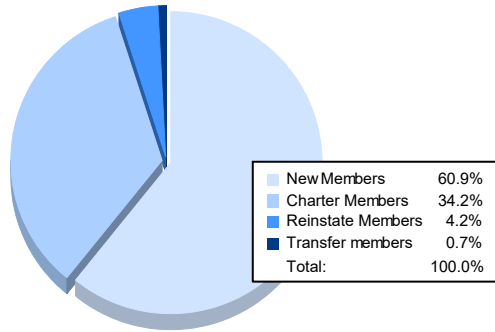


Year	New Clubs	Dropped Clubs	Gain/ Loss Clubs	New Members	Charter Members	Reinstate Members	Transfer Members	Total Member Added	Total Members Dropped	Gain/ Loss Members
2016-2017	4	3	1	381	102	52	10	545	417	128
2017-2018	3	6	-3	451	92	120	3	666	593	73
2018-2019	5	0	5	350	151	17	1	519	375	144
2019-2020	4	5	-1	265	114	7	6	392	491	-99
2020-2021	3	1	2	246	138	17	3	404	352	52
<b>Average</b>	<b>4</b>	<b>3</b>	<b>1</b>	<b>339</b>	<b>119</b>	<b>43</b>	<b>5</b>	<b>505</b>	<b>446</b>	<b>60</b>



### Membership Composition June 2021 Cumulative



### Gender Composition June 2021 Cumulative

